

**STANDARD GLASS**

• Standard lead time applies



Clear (6)

**STANDARD PATTERN GLASS**

• Standard lead time applies to Standard Pattern glass only when listed as a standard item in a shower enclosure. For all other applications, contact customer service regarding lead times.

• With 3/8" Aquaview, it is common and expected to have some small air bubbles. These air bubbles will vary in size, shape, and location; and may be on or under the glass surface. Air bubbles are inherent to 3/8" Aquaview and are not considered a defect.



Aquaview (0)



Niagra(4)



P-5 (5)

**LOW IRON PATTERN GLASS**

• Due to the nature of low-iron glass, a variation in clarity will be noticed when comparing a small sample to a full size piece. These variations are caused by light passing through the glass and carrying with it the color from adjacent materials such as a painted wall or tile.

• Shipping & Delivery schedules will vary, please contact customer service regarding lead times.



Ultra Clear (U)




Satin Etch  
Ultra Clear (S)

**SPECIALTY PATTERN GLASS**


• Shipping & Delivery schedules will vary, please contact customer service regarding lead times.



Glue Chip (I)




Rolled Cast (F)




Bubbles (Q)

**SPECIALTY GLASS**


• Shipping & Delivery schedules will vary, please contact customer service regarding lead times.



Satin Etch (Y)



Grey (G)








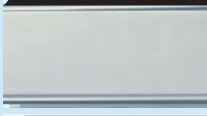




Bronze(B)

## STANDARD METAL FINISHES

Standard Lead Time

Traditional framed and  
Semi-frameless enclosures

Frameless Heavy Glass  
enclosures

Chrome (0)			Chrome
Gold (1)			Gold/Brass
			Platinum/ Satin Chrome
Brushed Nickel (8)			Brushed Nickel
Oil-Rubbed Bronze (2)			Oil-Rubbed Bronze

## CUSTOM METAL FINISHES

Additional Lead Time Required.  
Please Check with Customer Service.

		Oil-Rubbed Bronze (2)
White (R)		White (R)
Bone (J)		Bone (J)
Black (A)		Black (A)
Wrought Iron (W)		Wrought Iron (W)
Aged Pewter (P)		Aged Pewter (P)
Aged Bronze (Z)		Aged Bronze (Z)
Champagne (C)		Champagne (C)

## STANDARD GLASS

Clear

• Standard lead time applies

Model # Code	1/4"	3/8"	1/2"	5/8"	3/4"
6	●	●	●		●

Also available in 1"

## STANDARD PATTERN GLASS

Aquaview

Niagra

P-5

Model # Code	1/4"	3/8"	1/2"	5/8"	3/4"
0	●	●			
4	●	●			
5	●	●			

• With 3/8" Aquaview, it is common and expected to have some small air bubbles. These air bubbles will vary in size, shape, and location; and may be on or under the glass surface. Air bubbles are inherent to 3/8" Aquaview and are not considered a defect.

• Standard lead time applies to Standard Pattern glass only when listed as a standard item in a shower enclosure. For all other applications, contact customer service regarding lead times.

## LOW IRON PATTERN GLASS

Ultra Clear

Satin Etch - Ultra Clear

Model # Code	1/4"	3/8"	1/2"	5/8"	3/4"
U	●	●	●		●
S	●	●			

• Due to the nature of low-iron glass, a variation in clarity will be noticed when comparing a small sample to a full size piece. These variations are caused by light passing through the glass and carrying with it the color from adjacent materials such as a painted wall.

• Shipping & Delivery schedules will vary, please contact customer service regarding lead times.

## SPECIALTY PATTERN GLASS

Glue Chip

Rolled Cast

Bubbles

Model # Code	1/4"	3/8"	1/2"	5/8"	3/4"
I	●				
F	●	●			
Q	●	●			

• Shipping & Delivery schedules will vary, please contact customer service regarding lead times.

## SPECIALTY GLASS

Bronze

Grey

Satin Etch

Model # Code	1/4"	3/8"	1/2"	5/8"	3/4"
B	●				
G	●	●			
Y	●	●			

- Complete product line includes many varieties not listed here. Please call for information on glass types not shown.
- Check current price list for availability of glass types and fabrication charges.
- After normal fabrication and tempering, a slight cloudiness may be present in some glass patterns, this is inherent to the glass and is not considered a defect.
- Due to the nature of low-iron glass, a variation in clarity will be noticed when comparing a small sample to a full size piece. These variations are caused by light passing through the glass and carrying with it the color from adjacent materials such as a painted wall or tile.
- Shipping and delivery schedules will vary for all patterns, specialty glass. Please contact customer service regarding lead times for these glass products.

**Coral**  
INDUSTRIES

A CRH COMPANY

P.O. Box 40228, Tuscaloosa, AL 35404-0228  
(205) 345-1013 • (800) 772-7737  
(800) 255-7320 fax  
www.coralind.com

Revised 12/12/2018